



Remember to **READ EVERY NIGHT!** Practice your reading goal

Don't forget to fill in your Read It! Home Reading Log

Have you reached the 100, 150 and 200 club?



WEEK 6

English

Draw a picture of a character from your home reader.

Spelling

Sound search – Look around the house for things that start with 's' and 'm'. Draw a picture for each sound.

Practice writing out the letter s and m using different colours. Say the sound each time you write it.

Mathematics

Ask your family the question:

Do you like to eat broccoli?

Collect the data

Science

In science we are learning about different materials. Search for objects at home made out of



Wood paper plastic

WEEK 7

English

Draw a picture of the characters from your home reader and what happens in the story.

Spelling

Sound search – Look around the house for things that start with 't' and 'a'. Draw a picture for each sound.

Practice writing out the letter t and a using different colours. Say the sound each time you write it.




Mathematics

Write out the numbers 1-10 and draw a picture underneath each number to match.

1 2 3 4 5 6 7 8 9 10

Science	Look at items outside. What materials are they made from? How do they survive in the weather?
----------------	---

WEEK 8

English	<p>Think about the stories you have read in class draw a picture of your favourite character.</p> <div style="display: flex; justify-content: space-around; align-items: center;">    </div> <p>What do you like about this character?</p>
----------------	--

Spelling	<p>Sound search – Look around the house for things that start with ‘a’ and ‘p’. Draw a picture for each sound.</p> <p>Practice writing out the letter a and p using different colours. Say the sound each time you write it.</p>
-----------------	--

Mathematics	<p>Choose one of your favourite toys and practice changing their location.</p> <p style="text-align: center; color: #0070c0;">on behind above in front beside</p>
--------------------	--

Science	<p>Draw Is it water resistant?</p> <p>Search for objects around the house that are waterproof. What materials are they made of? a picture of a plant. Draw and discuss what this living thing needs to survive.</p>
----------------	---

WEEK 9

English	<p>In English we are learning to talk about likes and dislikes. Listen to a story and talk about things that you like/ don't like. Use the sentence starters to help.</p> <p>I like.....</p> <p>I don't like...</p>
----------------	---

Spelling	<p>Sound search – Look around the house for things that start with ‘i’ and ‘f’. Draw a picture for each sound.</p> <p>Practice writing out the letter i and f using different colours. Say the sound each time you write it.</p>
-----------------	--

Mathematics	<p>Make your own AB pattern using coloured circles.</p>
--------------------	---

Science

Draw a picture of your wind ornament that you made in science. Label the materials that you used.

WEEK 10

English

In English we are learning to make personal connections. Think about a time when you felt happy. Draw a picture and share your ideas.

I felt happy when....

Spelling

Sound search – Look around the house for things that start with ‘r’ Draw a picture to match. Practice writing out the letters m, s, t, a, i, f, r using different colours. Say the sound each time you write it. Focus on the ones you need to practice.

Mathematics

Sorting objects. Look for objects around the house to sort into groups. Sort by size, colour or shape.

Draw a picture of your collections and share how you have grouped your objects.

