
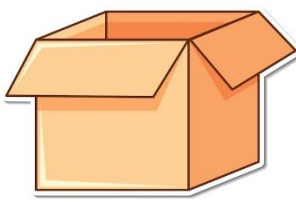











Remember to **READ EVERY NIGHT!** Practice your reading goal  
Don't forget to fill in your Read It! Home Reading Log  
Have you reached the 100, 150 and 200 club?



**WEEK 6**

<b>English</b>	<p>Write a rhyme using the rhyming pairs:</p> <div style="display: flex; justify-content: space-around; align-items: center;"> <div style="text-align: center;">               fox           </div> <div style="text-align: center;">               box           </div> </div>
<b>Spelling</b>	<p>Practice writing your tricky words from this term: have, off, here, with Practice your sounds from this term: ch, v, x</p>
<b>Mathematics</b>	<p>Sequence the pictures in to the correct order:</p> <div style="display: flex; justify-content: center; align-items: center; gap: 20px;">    </div>
<b>Science</b>	<p>Draw all the features of a stormy sky.</p>

**WEEK 7**

<b>English</b>	<p>Write a rhyme using the rhyming pairs:</p> <div style="display: flex; justify-content: space-around; align-items: center;"> <div style="text-align: center;">               bat           </div> <div style="text-align: center;">               hat           </div> </div>
<b>Spelling</b>	<p>Practice writing your tricky words from this term: all, call, ball, tall, little Practice writing your sounds from this term: 'zz', 'll', 'ff', z sounds</p>
<b>Mathematics</b>	<p>Draw what would come next in the sequence:</p> <div style="display: flex; justify-content: center; align-items: center; gap: 20px;">   <div style="border: 1px solid black; width: 150px; height: 80px; margin-left: 20px;"></div> </div>
<b>Science</b>	<p>Draw a dog and describe what it would do in hot weather.</p>

## WEEK 8

**English**

Practice presenting your rhyme you wrote last week

**Spelling**

Practice writing your tricky words from this term:  
go, so, no, this, then  
Practice sounds from this term:  
'ee', w

**Mathematics**

Write the days of the week and a **different** activity you do on each day

Monday	Tuesday	Wednesday	Thursday	Friday	Saturday	Sunday

**Science**

Draw a lizard and what it would do in cold weather

## WEEK 9

**English**

Write a rhyme using the rhyming pairs:



mouse






house

**Spelling**

Practice writing your tricky words from this term:  
put, as, do  
Practice your sounds from this term:  
ck, sh

**Mathematics**

Circle the object which is heavier



**Science**

Draw a cat and what it would do in cold weather

## WEEK 10

**English**


Practice presenting your rhyme you wrote last week

**Spelling**

Practice writing your tricky words from this term:  
put, as, do  
Practice your sounds from this term:  
'y'

**Mathematics**

Continue the patterns below:



**Science**

Draw a snake and what it would do in hot weather.